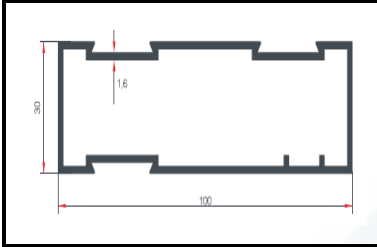




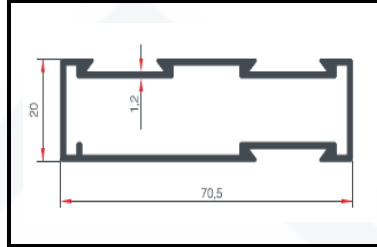
SÜRME PROFİLLER



Profil No

59919

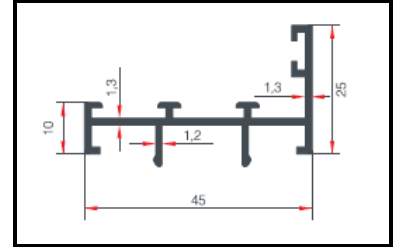
Ağırlık/Weight(kg/m) 0,121



Profil No

40503

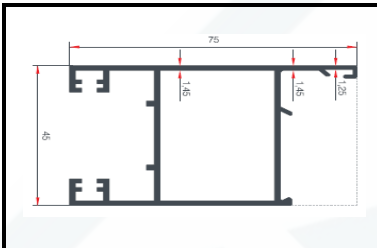
Ağırlık/Weight(kg/m) 0,708



Profil No

59925

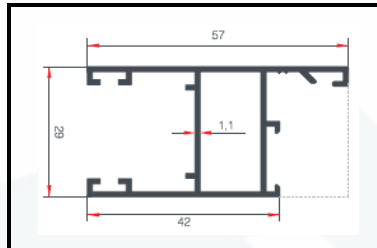
Ağırlık/Weight(kg/m) 0,41



Profil No

59922

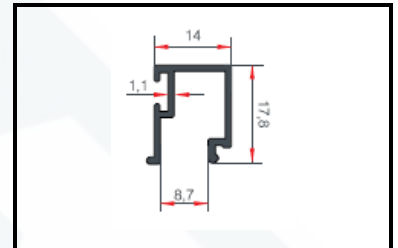
Ağırlık/Weight(kg/m) 0,105



Profil No

40504

Ağırlık/Weight(kg/m) 0,566



Profil No

40505

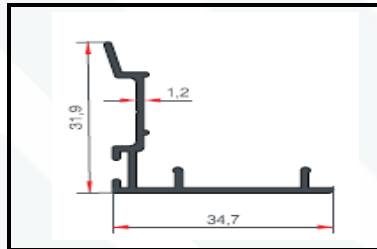
Ağırlık/Weight(kg/m) 0,178



Profil No

59928

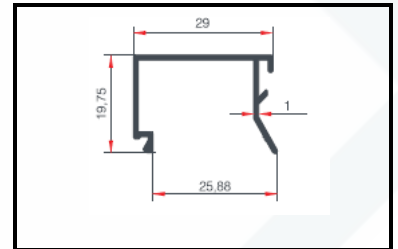
Ağırlık/Weight(kg/m) 0,399



Profil No

47793

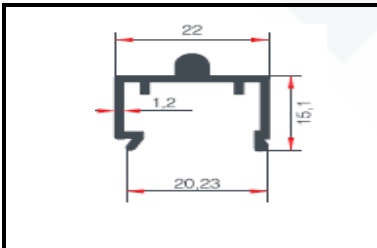
Ağırlık/Weight(kg/m) 0,279



Profil No

59923

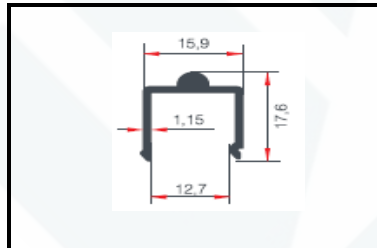
Ağırlık/Weight(kg/m) 0,211



Profil No

59924

Ağırlık/Weight(kg/m) 0,234



Profil No

40513

Ağırlık/Weight(kg/m) 0,164